



## Progress Monitoring Report Goal #2.1

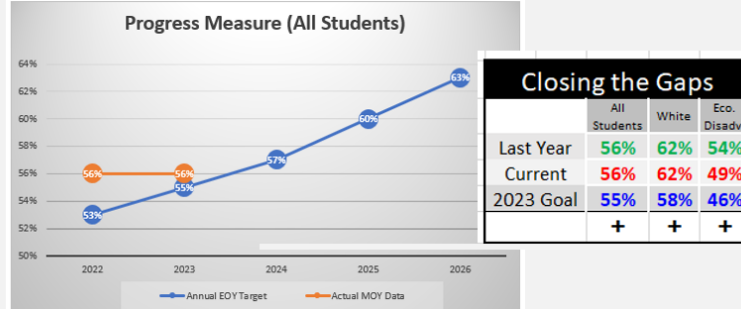
### Board Outcome Goal Progress Monitoring Report-April 2023

Board Outcome Goal Being Monitored: Goal 2: Increase the percent of 3rd grade students that score meets grade level or above on STAAR Math from 49% to 65% by August 2025. (Baseline 2019: 49% | 2021: 51% (61%) | 2022: 59% (40%) | 2023: 61% | 2024: 63% | 2025: 65%)

Overall Evaluation  
On Track

#### Progress Measure

GPM 2.1: The percent of all kindergarten students that score on grade level as measured by Map in math will increase from 53% (EOY 2022) to 63% by Aug 2026. (Baseline 2022: 53% | 2023: 55% | 2024: 57% | 2025: 60% | 2026: 63%)



#### Campus Updates/Evaluation

MOY (Middle of Year) MAP (Measures of Academic Progress) math kindergarten data for all students, white, and economic disadvantaged student groups is on track for middle of the year.

Campus Evaluation  
On Track

#### Plans Moving Forward

Kindergarten - MTSS Math Intervention push-in support with Mrs. Phillips, MAP skill practice daily, sharing a paraprofessional for support, smaller testing groups for EOY testing



## Progress Monitoring Report Goal #2.2

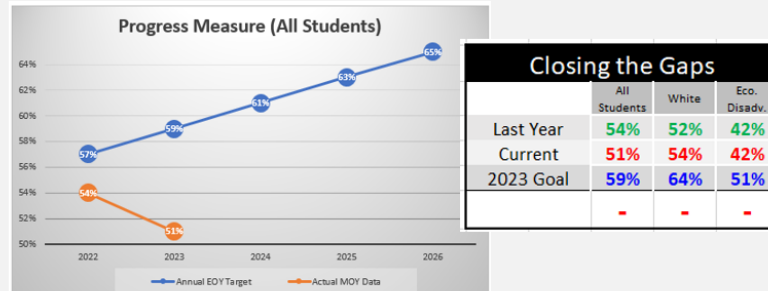
### Board Outcome Goal Progress Monitoring Report-April 2023

Board Outcome Goal Being Monitored: Goal 2: Increase the percent of 3rd grade students that score meets grade level or above on STAAR Math from 49% to 65% by August 2025. (Baseline 2019: 49% | 2021: 51% (61%) | 2022: 59% (40%) | 2023: 61% | 2024: 63% | 2025: 65%)

Overall Evaluation  
Off Track

#### Progress Measure

GPM 2.2: The percent of all first grade students that score on grade level as measured by Map in math will increase from 57% (EOY 2022) to 65% by Aug 2026. (Baseline 2022: 57% | 2023: 59% | 2024: 61% | 2025: 63% | 2026: 65%)



#### Campus Updates/Evaluation

MOY (Middle of Year) MAP (Measures of Academic Progress) math first grade data for all students, white, and economic disadvantaged student groups is slightly off track for middle of the year. Four students were one point away from meeting their MOY goal.

Campus Evaluation  
Off Track

#### Plans Moving Forward

Grade 1 - MTSS Math Intervention push in support with Mrs. Denman, MAP skill practice daily, small groups to address math needs, spiral review on needed skills, more hands-on manipulative practice, IXL online math skills practice



**Progress  
Monitoring  
Report  
Goal #2.3**

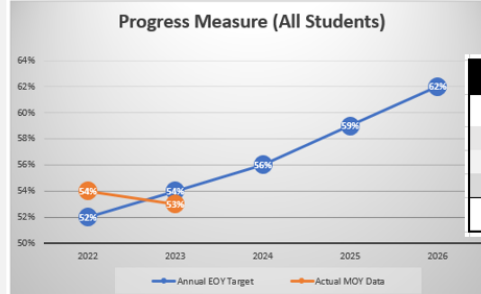
**Board Outcome Goal Progress Monitoring Report-April 2023**

Board Outcome Goal Being Monitored: Goal 2: Increase the percent of 3rd grade students that score meets grade level or above on STAAR Math from 49% to 65% by August 2025.  
(Baseline 2019: 49% | 2021: 51% (61%) | 2022: 59% (40%) | 2023: 61% | 2024: 63% | 2025: 65% )

**Overall Evaluation  
On Track**

**Progress Measure**

GPM 2.3: The percent of all second grade students that score on grade level as measured by Map in math will increase from 52% (EOY 2022) to 62% by Aug 2026. (Baseline 2022: 52% | 2023: 54% | 2024: 56% | 2025: 59% | 2026: 62% )



	All Students	White	Eco. Disadv.
Last Year	54%	58%	48%
Current	53%	62%	44%
2023 Goal	54%	58%	51%
	-	+	-

**Campus Updates/Evaluation**

MOY (Middle of Year) MAP (Measures of Academic Progress) math second grade data for the all students and white student group is on track for middle of the year. The economically disadvantaged group is slightly below the target for middle of the year.

**Campus Evaluation  
On Track**

**Plans Moving Forward**

Grade 2 - MTSS Math Intervention support continues, double math block (in one class), MAP skills review used daily in tutorials with focus on needed skills